



District Report Card: 2017


State: Andhra Pradesh	District: Anantapur
Class: 8	Subject: Language
Schools: 51	Students: 1289


Participation/Coverage


Students

GENDER 	Boys		Girls	
	Number	%	Number	%
	592	45.93	697	54.07

AREA 	Rural		Urban	
	Number	%	Number	%
	1031	79.98	258	20.02

CATEGORY 	SC		ST		OBC		GEN	
	Number	%	Number	%	Number	%	Number	%
	226	17.53	57	4.42	904	70.13	102	7.91

CWSN 	LD	VI	HI	S&LD	ID	Oth
	1	15	8	2	4	59

Management 	Government		Government-aided	
	Number	%	Number	%
	1230	95.42	59	4.58

Average Performance of Students in Language (%)

Overall	Gender		Area		Management		Social Group			
	Male	Female	Rural	Urban	Govt.	Aided	SC	ST	OBC	GEN
57.32	56.97	57.61	56.28	61.45	57.30	57.74	54.13	57.54	57.91	58.95

Performance on Learning Outcomes (LOs)

Learning Outcomes	Description	Average Performance(%)
L813	Read textual/non-textual materials with comprehension and identifies the details, characters, main idea and sequence of ideas and events while reading	57.32

Range of Performance of Students who Answered Correctly							
Below 30%		30% - 50%		50% - 75%		Above 75%	
Number	%	Number	%	Number	%	Number	%
160	12.41	275	21.33	603	46.78	251	19.47

Lowest Performing Learning Outcomes (LOs)

1 - Read textual/non-textual materials with comprehension and identifies the details, characters, main idea and sequence of ideas and events while reading (57.32)